



The Leeds
Teaching Hospitals
NHS Trust

ppm+

New VTE Risk Assessment Form

USER GUIDE



#LeedsDigitalWay

CONNECTS • TRANSFORMS • IMPROVES

Contents page

New VTE Risk Assessment Form via Ward View ----	Page 3
VTE Dashboard Tasks -----	Page 4
VTE Dashboard Timeline -----	Page 7
New VTE Risk Assessment Form via SPV -----	Page 8
New VTE Risk Assessment Form via PPM+ Mobile --	Page 11
Useful contacts -----	Page 13

For further information please contact:

 leedsth-tr.ImplementationTeam@nhs.net or  **0113 206 0599**

New VTE Risk Assessment Form

Please Note: When the original column is removed, for patients admitted prior to **20th March 2024** you will only be able to complete their ongoing **VTE Risk Assessments (New)** via **Add Clinical Document** from PPM+ Desktop or **eForms** from PPM+ Mobile. For these patients the **VTE Risk Assessment** outcome will not show on the **New VTE Column** but can be viewed in their **Single Patient Record**. For patients admitted after the **20th March 2024** whose **VTE Risk Assessments** have been recorded via the original **VTE Column and Form**, a **VTE Risk Assessment (New)** should be completed which will show on the **New VTE column**.

New VTE Risk Assessment Form via Ward View

1

The new VTE can be accessed from the **“Ward View”**. When on your ward on PPM+ you can see the **“New VTE”** column which indicates the VTE Risk Assessment (New) status.

Action	Ward	Bed	Patient	Age	Time Since Arrival	Consultant	Specialty	LOS	Criteria Led Discharge	R2R / Awaiting for Discharge	EDD	Planning	EDID	Clinical Summary	Medical Jobs	Other Jobs	CR	Abs	Observation	Observation Due	DAS	VT	New VTE	KI	Fall
Bed Unassigned																									
TEST EPR ZZZ			ALIZADEH Muzna	40y	179d 4h 3m	MWB	Cardiology	179d		✓	Function	30-Nov-2023	Discharge (NFTL)	CHC (Draft)	MRI 11:00 Tues			6 (14)	1196h 42m (hourly)	NA	?	NA	?	?	
TEST EPR ZZZ			ATRISKPRESSURE Ulceratthree	25y	75d 2h 39m	AW	Accident and Emergency	75d		✓	Treatment	28-Mar-2024	Discharge (NFTL)	RCS-N (Draft)				?		1802h 24m (every 15m)	NA	?	✓	?	
TEST EPR ZZZ			CLD Testtraining	37y	939d 6h 19m	MSA	Surgery	939d		✓	Physiology	13-May-2022	On Ward (FTL)	FT (3) (Draft)	adsfasdf			3P (3P)	9552h 33m (hourly)	NA	?		?	?	

2

You can then click into the **“New VTE”** column for your patient to open the **“VTE Risk Assessment”** dashboard.

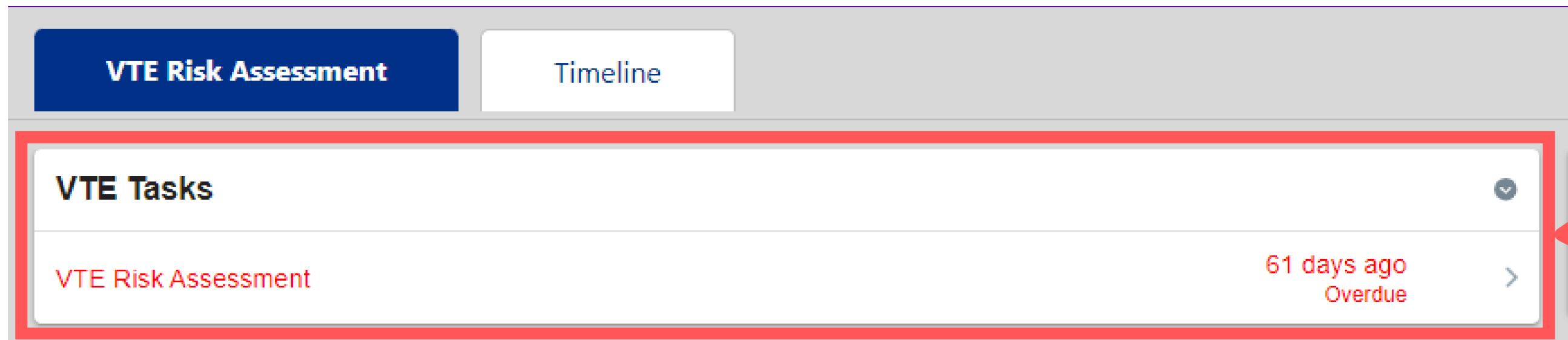
The screenshot shows the PPM+ interface for a patient's VTE Risk Assessment. The top navigation bar includes 'ppm+', 'Patient' search, 'Advanced Search', 'Sign Out', and 'LEEDS CARE RECORD'. The main content area is titled 'TRANSFER-DELETE, Pu-assessment' and shows patient details: 'Born 08-Feb-2008 (16y 2m)', 'Sex Female', 'NHS No. 9037901'. There are two tabs: 'VTE Risk Assessment' (selected) and 'Timeline'. Under 'VTE Tasks', there is one task: 'VTE Risk Assessment' which is '61 days ago Overdue'. Under 'VTE Risk Assessment', it says 'No Data' and has a 'Create' button.

For further information please contact:

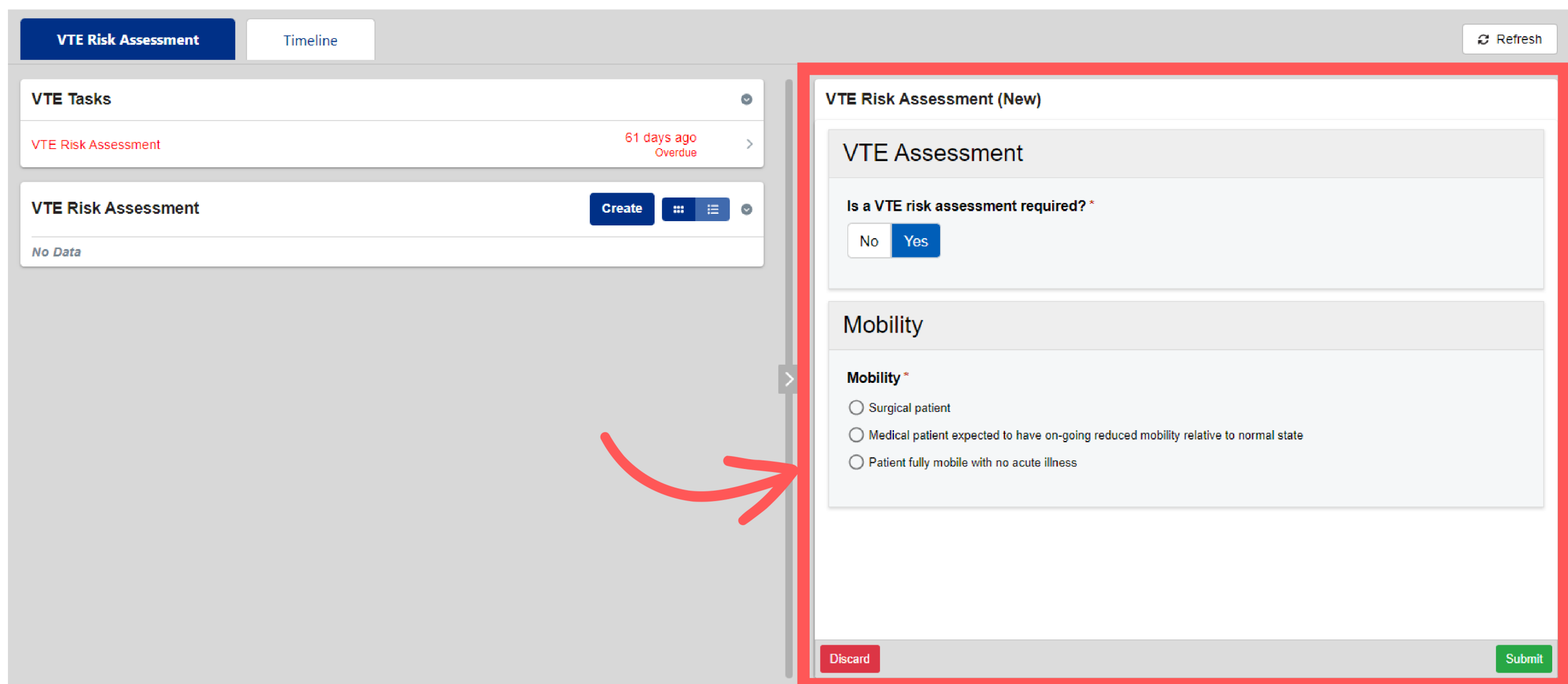
✉ leedsth-tr.ImplementationTeam@nhs.net or ☎ 0113 206 0599

VTE Dashboard Tasks


- 1 Once on the dashboard you can select the VTE Task from the “**VTE Tasks**” window.



- 2 This will then open a “**VTE Risk Assessment (New)**” window where you can fill out the assessment accordingly.



- 3 Once completed you can select “**Submit**” in the bottom right hand corner of the window.

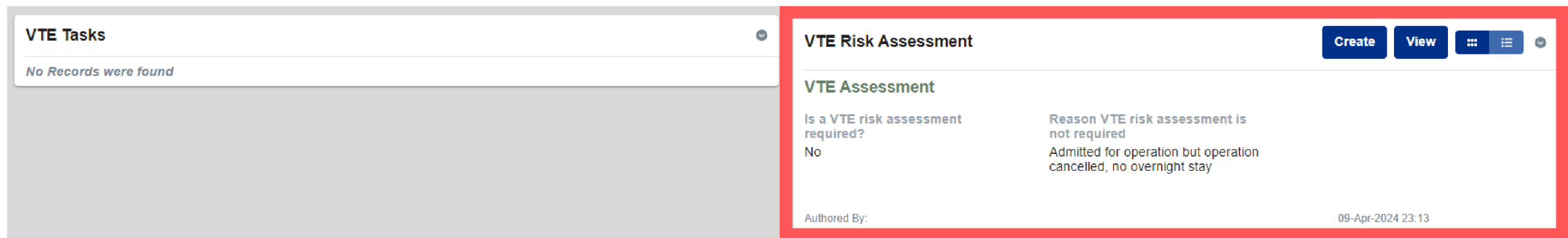


For further information please contact:

✉ leedsth-tr.ImplementationTeam@nhs.net or ☎ 0113 206 0599


4

Once submitted, the completed risk assessment will appear in the right hand window.



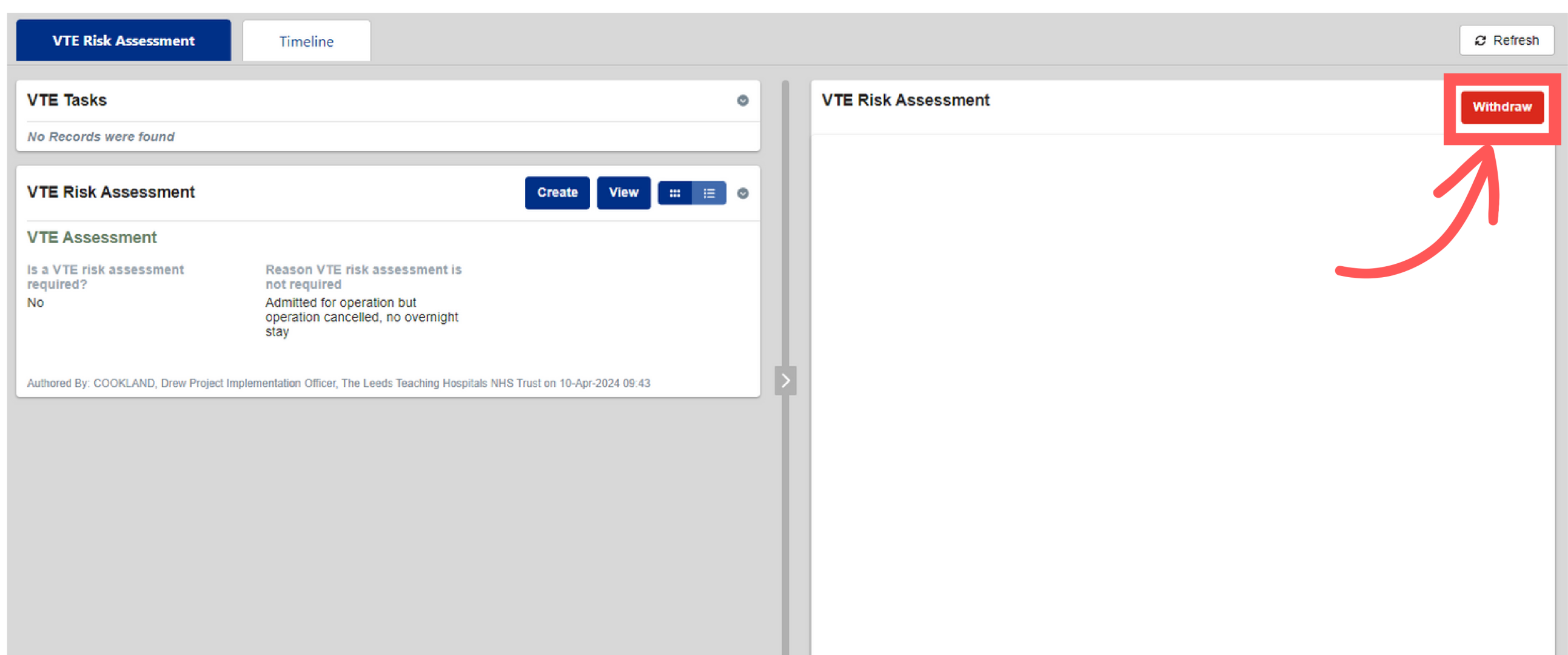
5

If you select “**View**” it will open a new window on the dashboard.



6

From here you can withdraw the VTE Risk Assessment via the “**Withdraw**” button in the top right of the window.



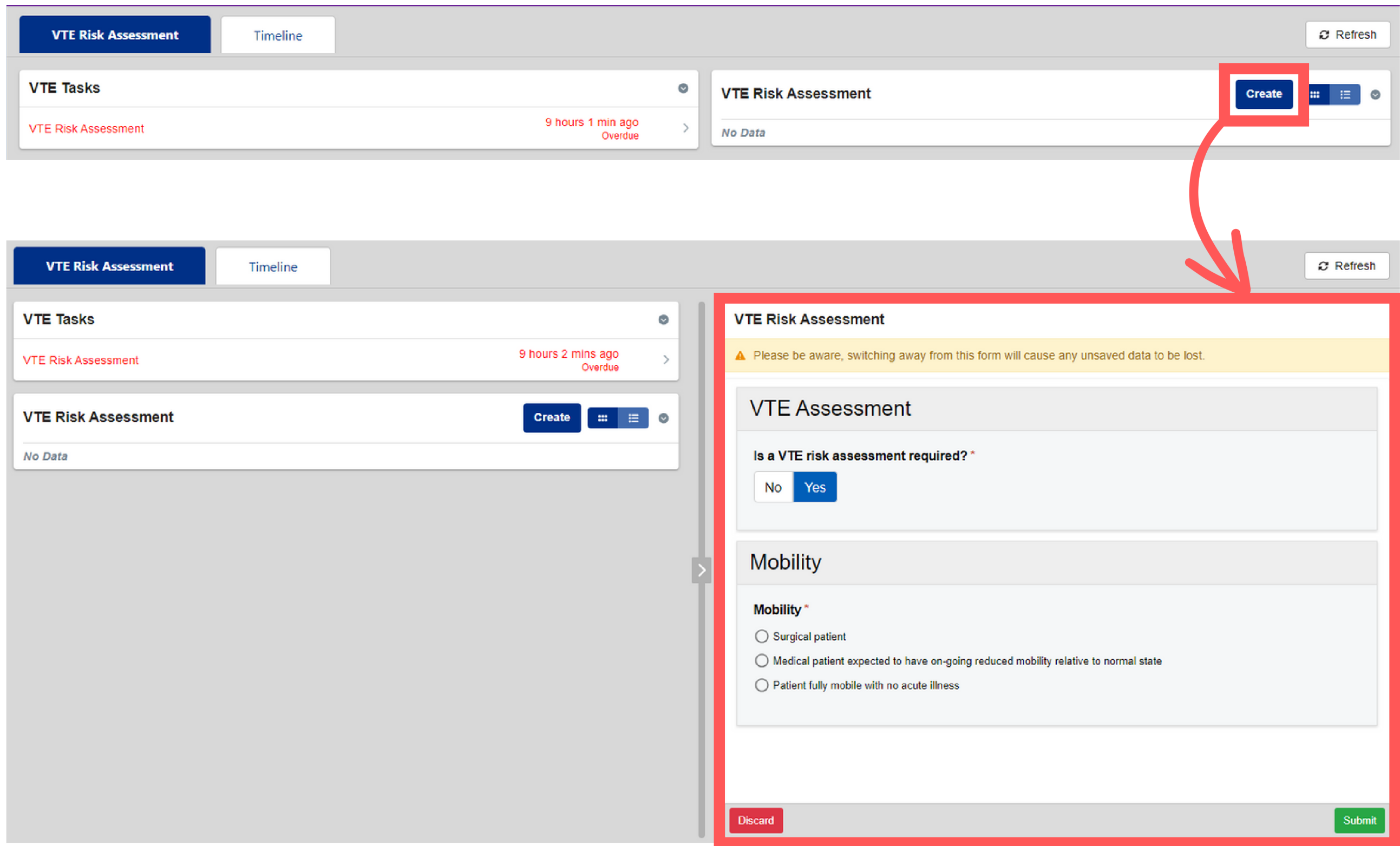
For further information please contact:

✉ leedsth-tr.ImplementationTeam@nhs.net or

☎ 0113 206 0599


7

You can also select “**Create**” on the dashboard which will open up a “**VTE Risk Assessment**” window.



8

Once completed you can select “**Submit**” in the bottom right hand corner of the window.



For further information please contact:

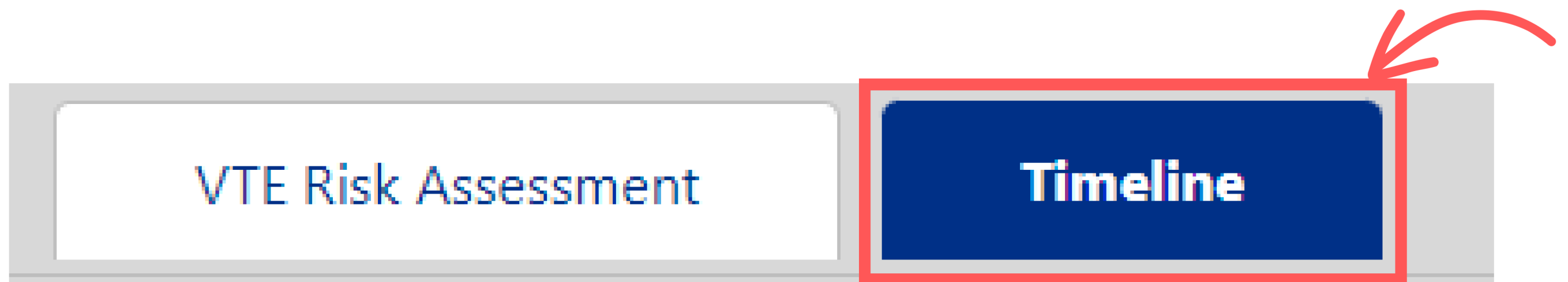
✉ leedsth-tr.ImplementationTeam@nhs.net or

☎ 0113 206 0599

VTE Dashboard Timeline

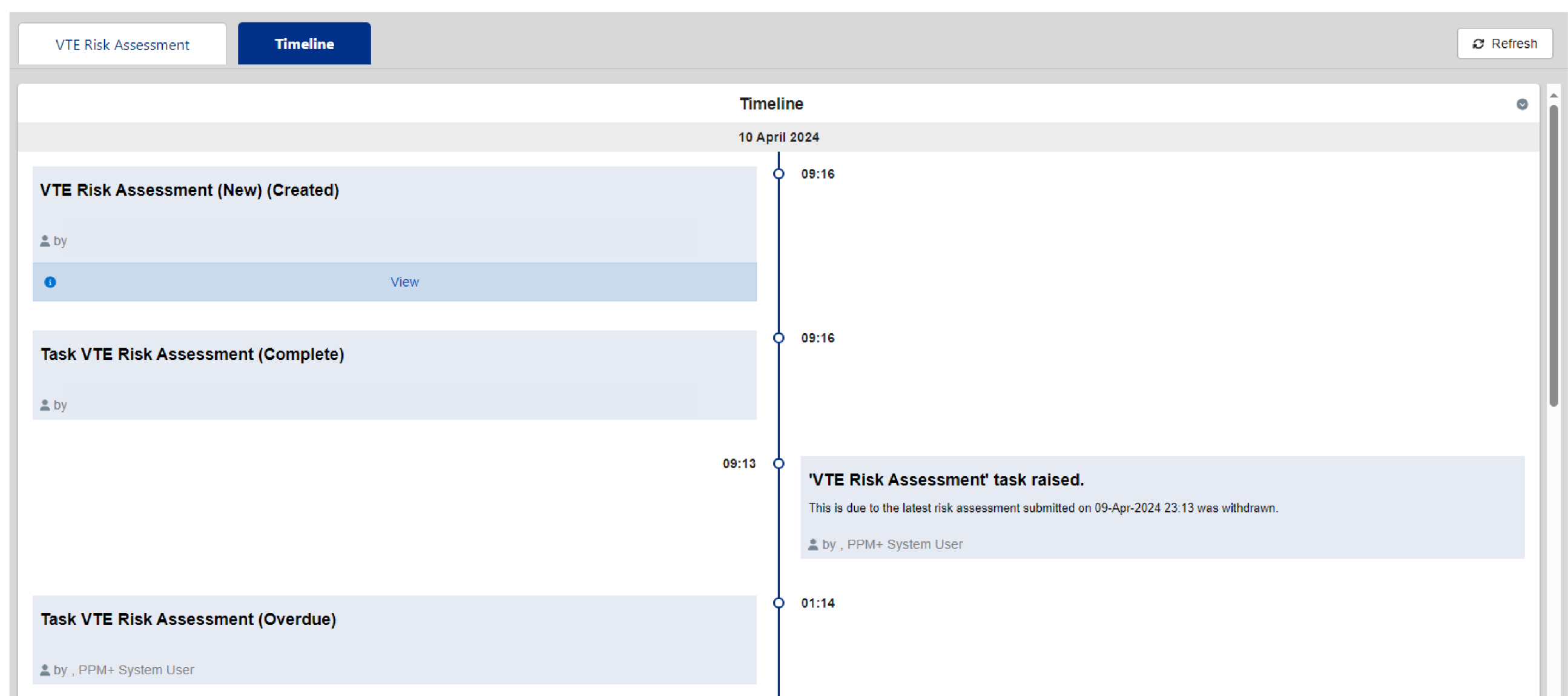
1

Once on the dashboard you can select the **“Timeline”** at the top of the dashboard.



2

The Timeline will provide a historic view of the patients previous VTE Risk Assessments and when they proceeded through various stages.



For further information please contact:

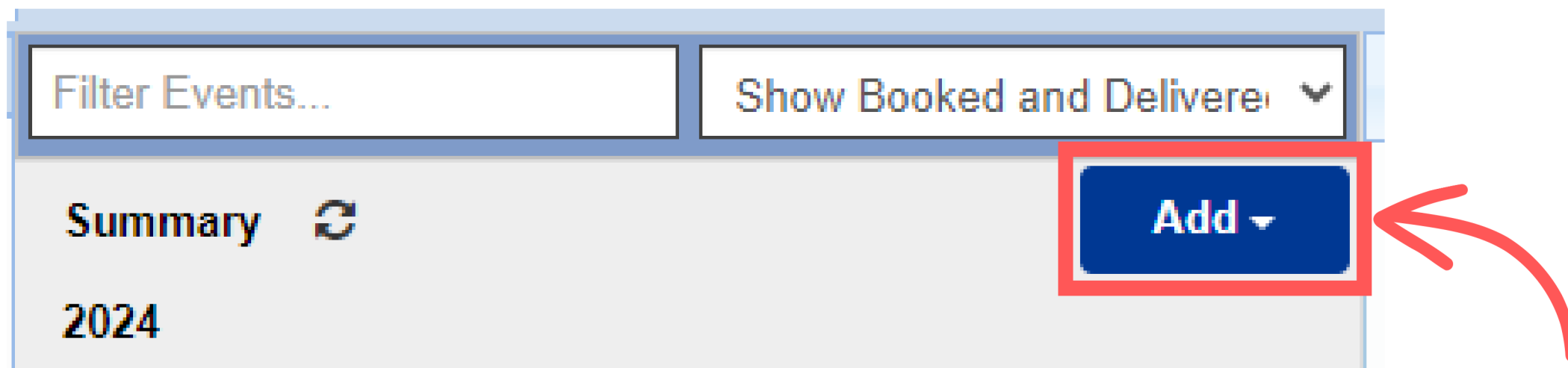
✉ leedsth-tr.ImplementationTeam@nhs.net or

☎ 0113 206 0599

New VTE Risk Assessment Form via SPV

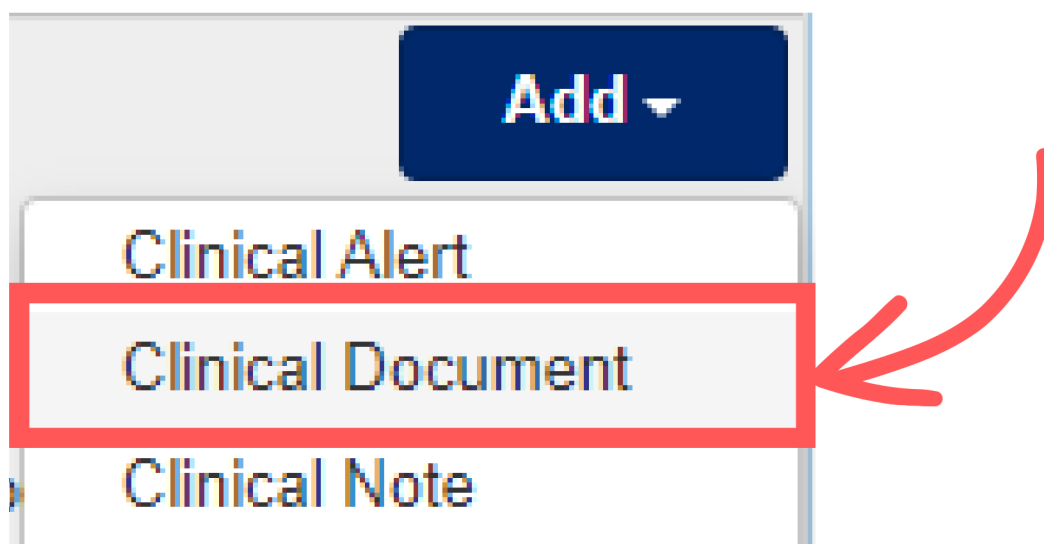
1

The new VTE can also be accessed from the “**Single Patient View**”. When on your patients Single Patient View select the “**Add**” drop down.



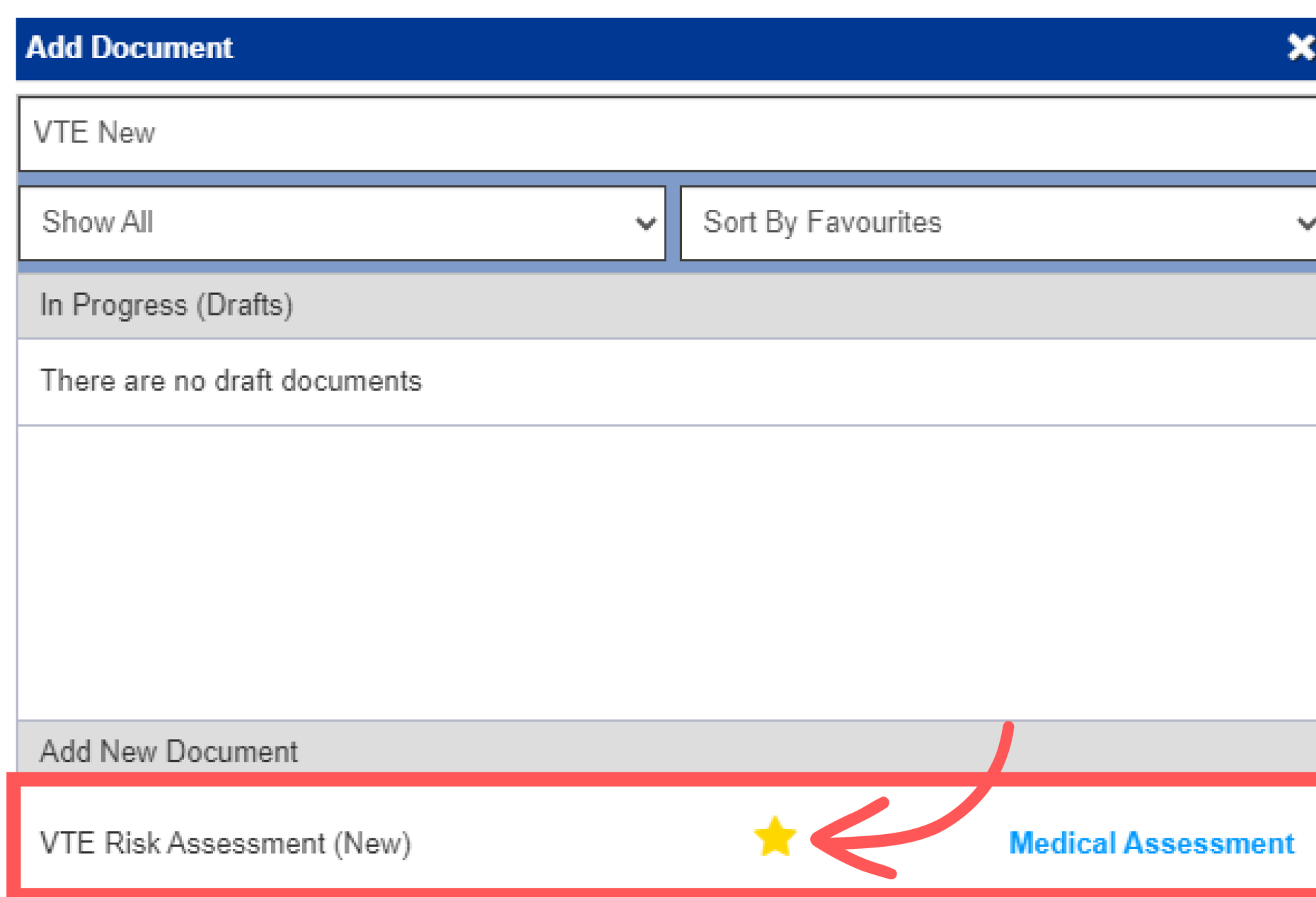
2

You can then click “**Clinical Document**” from the list of options.



3

The “**Add Document**” box will appear where you can search for “VTE New” and favourite this using the star icon.



For further information please contact:

✉ leadsth-tr.ImplementationTeam@nhs.net or ☎ 0113 206 0599

4

Once you select the “**VTE Risk Assessment (New)**” from the “**Add Document**” window it will open the VTE Assessment window for you to complete.

VTE Risk Assessment (New) x

TRANSFER-DELETE, Pu-Assessment

Born 08-Feb-2008 Sex Female NHS No.

VTE Assessment

Is a VTE risk assessment required? *

No Yes

Mobility

Mobility *

Surgical patient

Medical patient expected to have on-going reduced mobility relative to normal state

Patient fully mobile with no acute illness

Discard Submit

5

Once completed you can select “**Submit**” in the bottom right hand corner of the window.

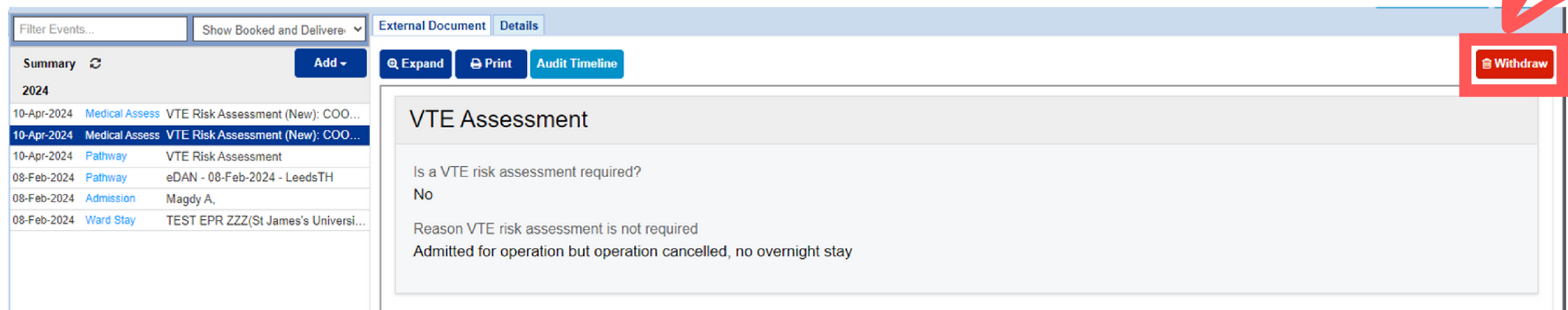
Discard Submit

For further information please contact:

✉ leadsth-tr.ImplementationTeam@nhs.net or ☎ 0113 206 0599

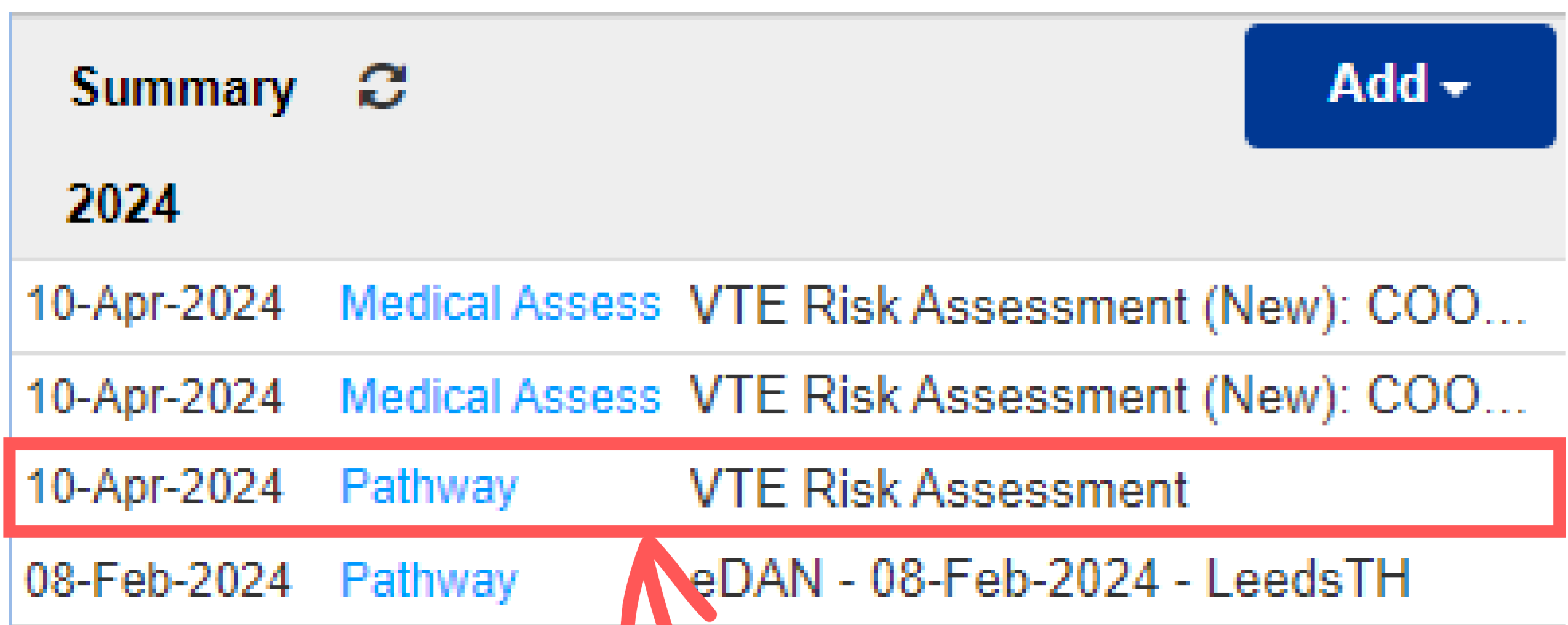
6

This submission can then be viewed via the summary view where it can also be withdrawn via the **“Withdraw”** button.



7

Selecting the **“VTE Risk Assessment” “Pathway”** from the Summary view will open up the VTE Risk Assessment dashboard.



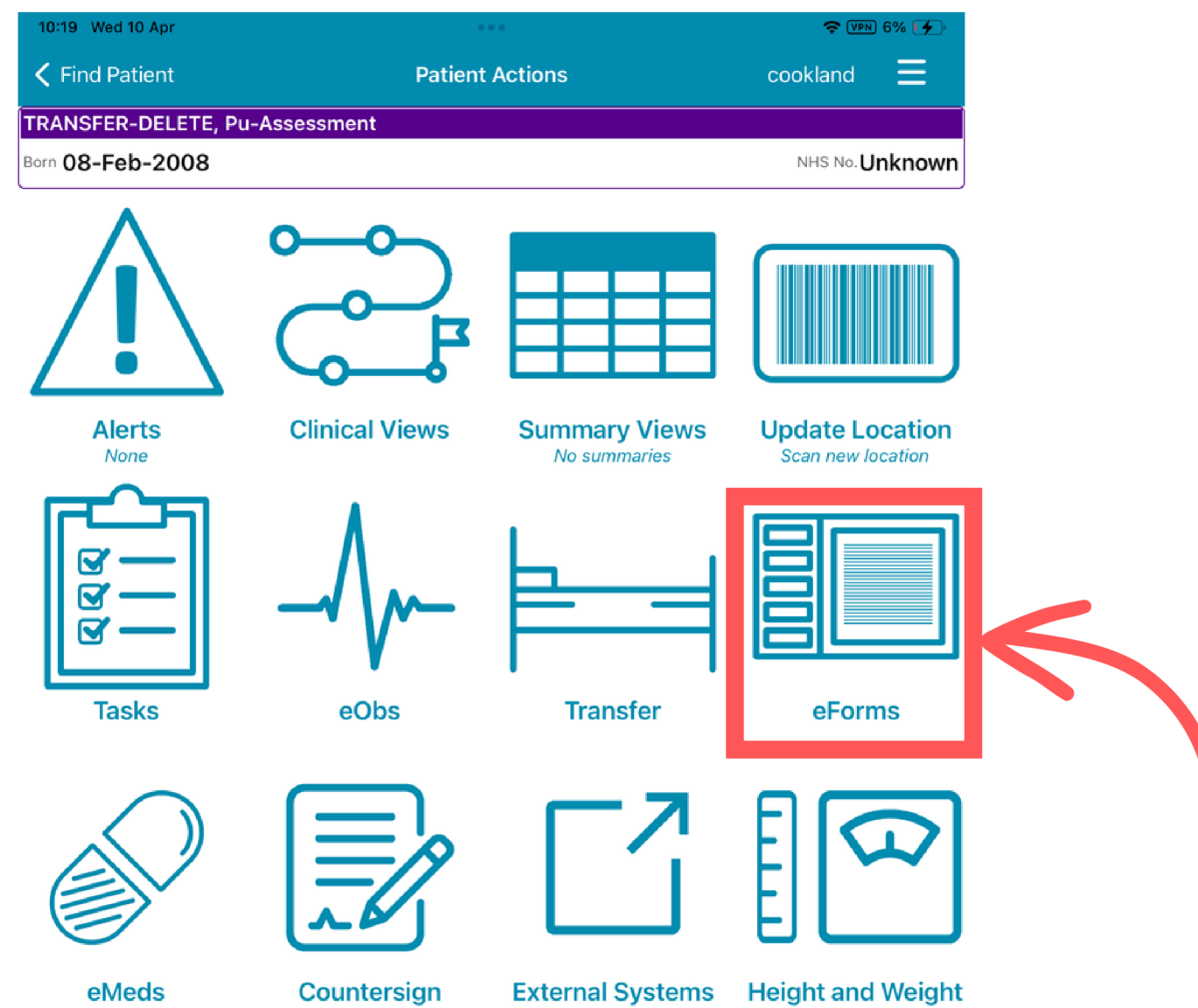
For further information please contact:

✉ leedsth-tr.ImplementationTeam@nhs.net or ☎ 0113 206 0599

New VTE Risk Assessment Form via PPM+ Mobile

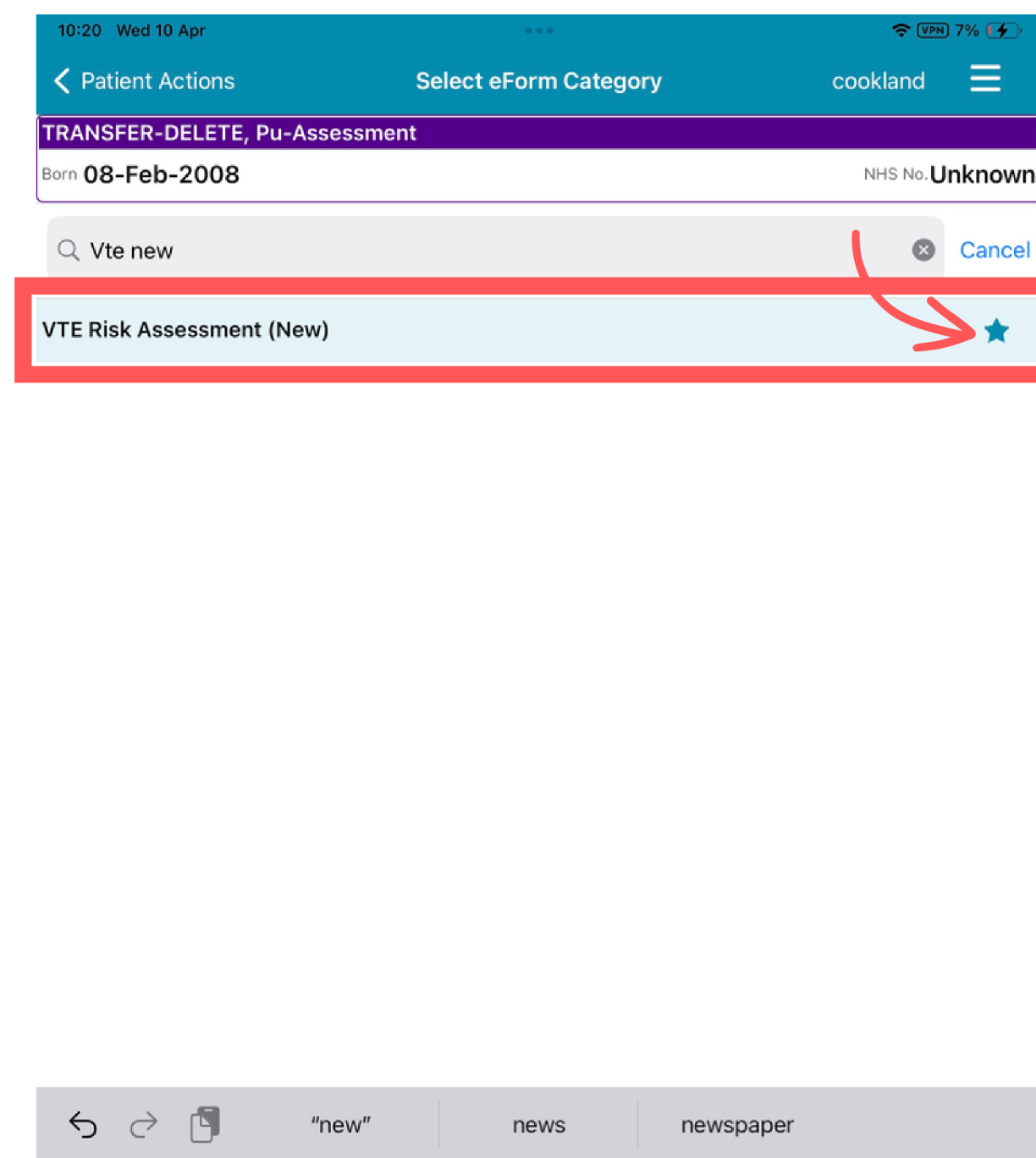
1

On PPM+ Mobile, once you have selected a patient you will be able select the “**eForms**” button.



2

You can then search for “VTE New” to find the “**VTE Risk Assessment (New)**” eForm, which can be favourited using the star symbol.



For further information please contact:

✉ leedsth-tr.ImplementationTeam@nhs.net or ☎ 0113 206 0599

3

From here you can fill out and complete the eForm on your device, with the “**Submit**” button available in the right hand corner.

10:20 Wed 10 Apr VPN 7%

Select eForm Category VTE Risk Assessment (New) cookland

TRANSFER-DELETE, Pu-assessment
NHS number

VTE Assessment

Is a VTE risk assessment required? *

No Yes

Mobility

Mobility *

- Surgical patient
- Medical patient expected to have on-going reduced mobility relative to normal state
- Patient fully mobile with no acute illness

Discard Submit

For further information please contact:

✉ leadsth-tr.ImplementationTeam@nhs.net or ☎ 0113 206 0599

Useful contacts

Implementation Team

Please contact the **Implementation Team** for Digital support & training on PPM+ functionalities.



Ext: 60599



leedsth-tr.ImplementationTeam@nhs.net

Informatics Service Desk

Please contact the **Informatics Service Desk** to:

- Reset your password.
- Report a problem you are having within PPM+ functionality.
- Report a data quality problem within PPM+.
- Request new user accounts for PPM+.
- Disable PPM+ accounts for any leavers from your department.



x26655



<https://lth-dwp.onbmc.com>

If you would like to make a **Request For Work to PPM+**, [Click Here](#) to be taken to the required page on the Trust's intranet

Please contact the **IT Training Department** at ITTraining.LTHT@nhs.net if you require **further training on PPM+** or any other Clinical System.



PPM+ Help Site: <https://www.ppmsupport.leedsth.nhs.uk/>

For further information please contact:



leedsth-tr.ImplementationTeam@nhs.net or



0113 206 0599